

UNIT : January PreK

Learning Outcome:

Background Information: N/A

Date: November

Subject/Grade: PreK

Prerequisite Skills Needed for Learning: NA

Learning Resources:

Books	Props	Handout
Little Blue Truck		http://twistynoodle.com/little-blue-truck-2-worksheet/
Moo!	Stamp pad for Cow Spots	http://www.flyoverlibrarian.com/uploads/7/8/1/6/7816087/cow_moo_worksheet.pdf
You Are a Lion!		No worksheet--Yoga video http://www.flyoverlibrarian.com/library-lesson-plans/january-prek
Flora and the Flamingo		No worksheet-Fantasia video http://www.flyoverlibrarian.com/library-lesson-plans/january-prek

Day 1
Little Blue Truck
McPherson USD 418 Lesson Plan Template

Learning Outcome: Remember Library Rules

Background Information: n/a

Date: One

Subject/Grade: PreK


Prerequisite Skills Needed for Learning: N/A

Learning Resources:


Books	Props	Handout
Little Blue Truck		http://twistynoodle.com/little-blue-truck-2-worksheet/

Sitting Down Song

Happy New Year
Hop, Hop, Hop
Happy New Year
Stop, stop, stop
Happy New Year
Jump, jump, jump
Happy New Year
Stomp, stomp, stomp.



Happy New Year
Touch your nose
Happy New Year
Touch your toes
Happy New Year
Turn around
Happy New Year
Now sit down!



Nancy VandenBerge

Opening -Prepare the Learner

Attention: How will I get the students' attention?


At some point during this day (ie when they get squirrely) play a May I? game to reinforce rules and following orders in the library.

Experience: How will I build background knowledge and common schema?

Read Little Blue Truck

-You Do It (Independent Practice)

Show students how it says Little Blue Truck and how to trace the letters.



Closing - Solidify the learning

--Review and Practice

--Celebrate : How will I affirm students' efforts and learning ?

Day 2
Moo!
McPherson USD 418 Lesson Plan Template

Learning Outcome: Remember Library Rules

Background Information:

Date: Two

Subject/Grade: PreK

Prerequisite Skills Needed for Learning: N/A

Learning Resources:

Moo!	Stamp pad for Cow Spots	http://www.flyoverlibrarian.com/uploads/7/8/1/6/7816087/cow_moo_worksheet.pdf
------	-------------------------	---


Opening -Prepare the Learner

Attention: How will I get the students' attention?

Happy New Year
Hop, Hop, Hop
Happy New Year
Stop, stop, stop
Happy New Year
Jump, jump, jump
Happy New Year
Stomp, stomp, stomp.



Happy New Year
Touch your nose
Happy New Year
Touch your toes
Happy New Year
Turn around
Happy New Year
Now sit down!



Experience: How will I build background knowledge and common schema?


Read Moo! (have students help you with the word based on how to say it with the pictures)

Body-Teach the Content with Rigor

Instruct: How will I teach the content and build competency?

Show students how to make spots on the cow by using their finger and the stamp pad.

Encourage students who are waiting to use the stamp pad to write the word Moo! on their paper.



Closing - Solidify the learning

--Review and Practice

--Celebrate : How will I affirm students' efforts and learning ?

Day 3
You are a Lion!
McPherson USD 418 Lesson Plan Template

Background Information:

Date: Three

Subject/Grade: PreK

Prerequisite Skills Needed for Learning:


Learning Resources:

You Are a Lion!		No worksheet--Yoga video
-----------------	--	--------------------------


Opening -Prepare the Learner

Attention: How will I get the students' attention?

Happy New Year
Hop, Hop, Hop
Happy New Year
Stop, stop, stop
Happy New Year
Jump, jump, jump
Happy New Year
Stomp, stomp, stomp.



Happy New Year
Touch your nose
Happy New Year
Touch your toes
Happy New Year
Turn around
Happy New Year
Now sit down!



Nancy VandenBerge

Experience: How will I build background knowledge and common schema?


Read You are a Lion! and then do some of the poses together. Start with having one or two kids demonstrate.

Body-Teach the Content with Rigor

Instruct: How will I teach the content and build competency?

You will probably not have time to watch the whole Yoga video and you may have more success doing just a few poses from the beginning and then restarting it and have kids try it again (if they seem like they might get frustrated).

-You Do It (Independent Practice)



Closing - Solidify the learning

Day 4
January
Flora and the Flamingo

There is a link on the website with suggestions for how to read wordless books.

McPherson USD 418 Lesson Plan Template

Background Information:

Date: Four

Subject/Grade: PreK

Prerequisite Skills Needed for Learning: n/a


Learning Resources:

Flora and the Flamingo		No worksheet-Fantasia video
------------------------	--	-----------------------------


Opening -Prepare the Learner

Attention: How will I get the students' attention?

Happy New Year
Hop, Hop, Hop
Happy New Year
Stop, stop, stop
Happy New Year
Jump, jump, jump
Happy New Year
Stomp, stomp, stomp.



Happy New Year
Touch your nose
Happy New Year
Touch your toes
Happy New Year
Turn around
Happy New Year
Now sit down!



Experience: How will I build background knowledge and common schema?

Read Flora and the Flamingo. Point out how it won an award!


Reinforce how this is a brand new book and has special pages so it has to be used super carefully. Possibly have a student come up and demonstrate how to turn pages carefully.

Have students come together and reassess

Ask students if they know what the Flamingo and Flora were doing. Tell them you have another video about ballet that you are going to show them.

If you get done early (these are shorter videos) either replay for students who didn't get to see the first one due to checking out or have students practice turning pages carefully in their books.

-You Do It (Independent Practice)



Closing - Solidify the learning

--Review and Practice

--Celebrate : How will I affirm students' efforts and learning ?

